



NOL10P



SHARPEN YOUR PERFORMANCE

SPECIFICATIONS

2ND-LEVEL ORDER PICKERS 24V, 1.0 TONNE



EXTRA CHOICE AT 2ND LEVEL

IMPROVE EFFICIENCY AND PRODUCTIVITY WITH THIS 2ND-LEVEL ORDER PICKER AND ITS OPTIONS. SELECT A 1.2 OR 1.8 M RISING PLATFORM, GIVING QUICK AND EASY ACCESS TO PICK ANYWHERE UP TO 2.8 OR 3.4 M.



NOL10P 1200mm platform lift.



NOL10P 1800mm platform lift.



Latest user interface places driver's right hand on an anatomically ideal, positionally adjustable control unit. As well as accurately controlling truck functions, it firmly and comfortably supports that hand – leaving the left to operate the Midi steering wheel.



Time and effort are saved by features like the market's lowest step height. Fast and obstacle-free walk-through access is assisted by the whole-floor driver presence sensor, with its cushioned, slip-resistant mat.



LiftComfort and SecurGate side gate system are standard on 1.8 m platform and optional on 1.2 m. Picking container is raised to a convenient height. Truck operation is prevented if gates are open above 1.2 m.



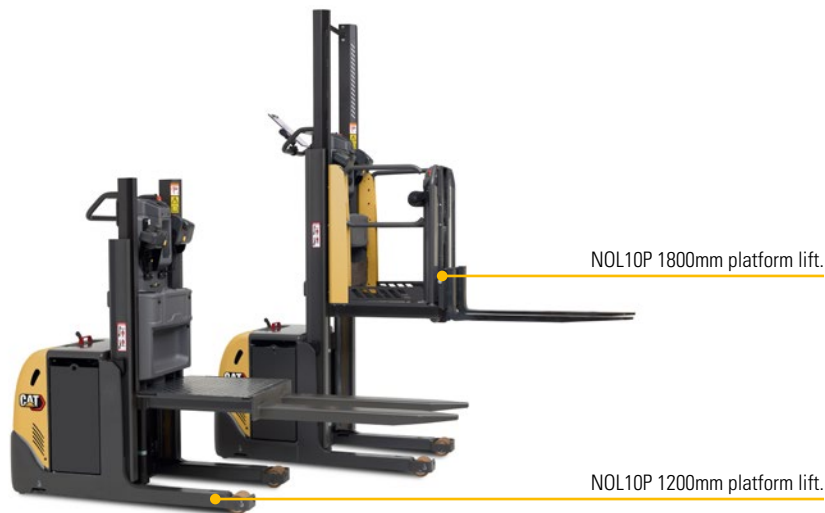
The Multifunction Colour Display shows the operator clear information about truck status as well as any alarms or warnings that may occur. Up to 99 user PINs are available and associable with three pre-set performance levels – POWER, ECO and EASY mode. Operators can quickly change performance mode within their allowed performance range to match various handling situations.

LOWER COST OF OWNERSHIP

- Latest AC drive motor technology provides greater torque, efficiency and control, with minimal maintenance.
- PIN code log-in prevents unauthorised use.
- Multifunction Colour Display shows clear truck status information to the operator.
- ECO mode can be selected to slow operation slightly while saving significantly (about 5-6%) on energy consumption.
- Easy access to motor, battery and other components speeds up checks and servicing.

UNMATCHED PRODUCTIVITY

- Rising platform – with choice of 1.2 or 1.8 m maximum – gives quick and easy access to locations as high as 2.8 or 3.4 m, for faster and more efficient picking.
- LiftComfort – standard on 1.8 m platform and optional on 1.2 m – raises picking container to a convenient height for rapid transfer of picked items.
- Operator can quickly change performance mode within his/hers allowed performance range to match various handling situations.
- Battery discharge indicator (BDI) allows recharging to be planned with minimum disruption to work.
- Fully integrated Li-ion technology makes continuous operation possible, without battery changes, using fast opportunity charging during short breaks. (Buyers can choose between Li-ion and lead-acid truck versions.)



SAFETY AND ERGONOMICS

- Two-piece control panel is integrated into chassis for a shorter, more compact truck design with more operator space.
- Right-hand control unit provides excellent anatomical fit, positional adjustment, grip and support, for comfortable and precise operation – while left hand stays on the Midi steering wheel.
- Whole-floor driver presence sensor with cushioned, high-grip mat permits comfortable truck operation in any standing position, gives easy, obstacle-free, walk-through access and prevents disabling of the 'deadman pedal' function.
- Lowest step height in the market (160 mm) saves effort – with 6,204 m less climbing per year, on average, compared to the competition.
- Optional comfort cushion on trucks with LiftComfort is adjustable to preferred position for leaning or sitting during travel.
- Cabin size and shape are optimised for comfortable space with easy reach of controls while resting against back support.
- Automatic speed reduction adjusts travel rate according to steered wheel angle and platform height, for stability and safety during turns and high lifts.
- SecurGate side gate system – standard on 1.8 m platform and optional on 1.2 m – reduces fall risk when used at any height, and prevents truck operation if gates are open above 1.2 m.
- Optional step-out warning (1.8 m platform only) sounds audible alarm and shows message on screen if gates are open when platform is above its lowest position.
- Multiple storage compartments keep operator's equipment close at hand, while avoiding inefficient, hazardous clutter.
- Poweramic mast improves view for safe, accurate operation.
- Steel battery rollers ensure quick and safe changeovers.
- Optional overhead guard adds safety and can be used for simple attachment of accessories.

STANDARD EQUIPMENT AND OPTIONS

	NOL10P, PLATFORM LIFT 1200mm	NOL10P, PLATFORM LIFT 1800mm
GENERAL		
Multifunctional colour display	●	●
PIN code log in, 99 codes	●	●
Key switch entry	○	○
Drive and lift controls on mast side	●	●
Operators presence sensor in floor	●	●
Cornering control	●	●
SecurGate gates	○	●
Warning light	●	●
Battery on steel rollers	●	●
POWER SOURCE		
Li-ion battery*	○	○
Lead-acid battery	○	○
ENVIRONMENT		
Chill store design, with rust protected axles	●	●
Cold store design, 0°C to -30°C	○	○
DRIVE, LIFT CONTROLS		
LiftComfort	○	●
Extra buttons for LiftComfort (mast side)	○	○
Walk beside, drive buttons + LiftComfort buttons	○	○
SAFETY		
Overhead guard	○	○
Gate interlock, <1200mm platform height	○	○
Gate open audible warning, >415mm platform lift	○	○
OTHER		
Increased drive speed, 12km/h	○	○
Mini steering wheel	○	○
Rear view mirror	○	○
Light in cabin, for racks	○	○
Light in cabin, for interior	○	○
Radio with MP3	○	○
Converter 24 - 12V, 8A, 96Woutlet	○	○
12V/8A DC power socket, Cigarette power outlet	○	○
Equipment bar (accessory rack)	○	○
Equipment holder, RAM system, Size C	○	○
Foldable drivers cushion	○	○
Comfort fan for driver	○	○
Extra storage in platform	○	○

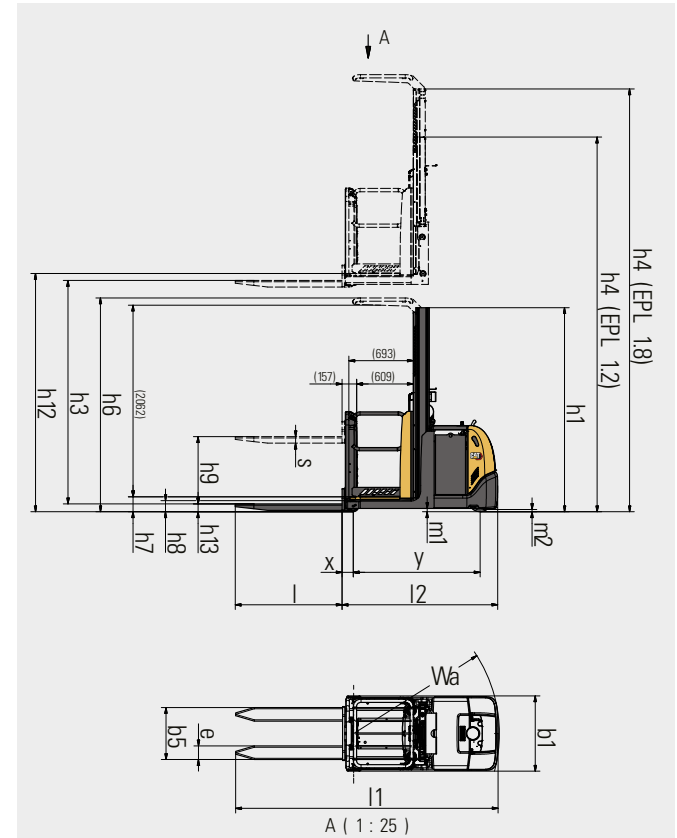
● Standard ○ Option

* Li-ion battery option is available in selected regions

Characteristics		
1.1	Manufacturer	
1.2	Manufacturer's model designation	
1.3	Power source: (battery, diesel, LP gas, petrol)	
1.4	Operator type: pedestrian, (operator)-standing, -seated	
1.5	Load capacity	Q (kg)
1.6	Load center distance	c (mm)
1.8	Load wheel axle to fork face (forks lowered)	x (mm)
1.9	Wheelbase	y (mm)
Weight		
2.1b	Truck weight without load, with maximum battery weight	kg
2.2	Axle loadings with nominal load & maximum battery weight, drive/load side	kg
2.3	Axle loadings without load & with maximum battery weight, drive/load side	kg
Wheels, Drive Train		
3.1	Tyres: PT=Power Thane, Vul=Vulkollan, drive/load side	
3.2	Tyre dimensions, drive side	(mm)
3.3	Tyre dimensions, load side	(mm)
3.5	Number of wheels, load/drive side (x=driven)	
3.7	Track width (center of tyres), load side	b11 (mm)
Dimensions		
4.2a	Height with mast lowered	h1 (mm)
4.4	Lift height (without h9)	h3 (mm)
4.5	Height with mast extended	h4 (mm)
4.7	Height to top of overhead guard	h6 (mm)
4.8	Seat- or stand height	h7 (mm)
4.10	Height of support legs	h8 (mm)
4.11	Supplementary lift	h9 (mm)
4.14	Platform height, raised	h12 (mm)
4.15	Fork height, fully lowered	h13 (mm)
4.19	Overall length	l1 (mm)
4.20	Length to fork face	l2 (mm)
4.21	Overall width	b1 (mm)
4.22	Fork dimensions (thickness, width, length)	s/e/l (mm)
4.24	Fork carriage width	b3 (mm)
4.25	Outside width over forks (minimum/maximum)	b5 (mm)
4.32	Ground clearance at center of wheelbase (forks lowered)	m2 (mm)
4.33a	Working aisle width (Ast) with 1000 x1200 mm pallets, (l6 * b12) load crosswise	Ast (mm)
4.34a	Working aisle width (Ast) with 800 x1200 mm pallets, (b12 * l6) load lengthwise	Ast (mm)
4.35	Turning radius	Wa (mm)
4.41	Transfer aisle width (pallet 1000 x 1200mm lengthwise & 200mm clearance)	Au (mm)
Performance		
5.1	Travel speed, with / without load	km/h
5.2	Lifting speed, with / without load	m/s
5.3	Lowering speed, with / without load	m/s
5.8	Max gradeability, with / without load	%
5.9	Acceleration time (over 10 m), with / without load	s
5.10	Service brake	
Electric Motors		
6.1	Drive motor capacity (60 min. short duty)	kW
6.2	Lift motor output at 15% duty factor	kW
6.3	Battery according to DIN 43531/35/36, A, B, C, no	
6.4	Battery voltage/capacity at 5-hour discharge	V/Ah
6.5	Battery weight (+5%)	kg
6.6	Energy consumption according to VDI cycle	kWh/h
Miscellaneous		
8.1	Type of drive control	
10.7	Level of noise at the ear level of the driver according to EN 12 053:2001 and EN ISO 4871 in work LpAZ	dB(A)
10.7.2	Whole-body vibration (EN 13 059:2002)	
10.7.3	Hand-arm vibration (EN 13 059:2002)	

1) If adjustable forks, then load capacity is max 900 kg on LC 600 mm

Cat Lift Trucks	Cat Lift Trucks
NOL10P 1200mm Platform lift	NOL10P 1800mm Platform lift
Battery	Battery
Stand-on	Stand-on
1000 ¹	1000 ¹
600	600
100	120
1371	1371
1500	1650
470 / 2030	480 / 2170
990 / 510	990 / 660
Vul/Vul	Vul/Vul
250 x 105	250 x 105
120 x 115	120 x 115
2/1x	2/1x
674	674
1710	2276
1040	1640
2670	3790
2300	2300
160-1200	160-1800
115	115
723	723
1200	1800
90	90
2805	2825
1655	1675
810	810
70 / 147 / 1150	70 / 147 / 1150
560	560
450 - 700	450 - 700
35	35
Platform/load width + 90 mm clearance each side	Platform/load width + 90 mm clearance each side
3131	3150
1570	1570
Platform/load width + 90 mm clearance each side	Platform/load width + 90 mm clearance each side
9 / 9	9 / 9
0.12 / 0.20	0.11 / 0.19
0.25 / 0.23	0.24 / 0.22
10.2	10.2
5.6 / 4.9	5.5 / 4.8
Regenerative and electrical	Regenerative and electrical
2.7	2.7
2.2 (5%)	2.2 (5%)
BS	BS
24 / 600	24 / 600
450 - 500	450 - 500
n/a	n/a
AC Traction	AC Traction
57	57
0.03	0.03
0.73	0.73



$$Ast = Wa + R + a$$

Ast = Working aisle width

Wa = Turning radius

a = Safety clearance = 2 x 100 mm

$$R = \sqrt{(l6 + x)^2 + (b12 / 2)^2}$$

NOL10P, 1200mm rising platform						No LiftComfort, fixed forks	With LiftComfort, (Stroke LiftComfort 720 mm)	
Mast Type	h12 mm	h1 mm	h4 mm		c mm		Fixed forks	Adjustable forks
	Platform floor height	Closed mast height	Height with mast extended	Fork height	Load centre distance	Q kg	Q kg	Q kg
Simplex	1200	1710 (pillars)	2670	H12-70 = 1130 No LiftComfort	400-600	1000	-	-
				H12-70+720 = 1850 With LiftComfort	400-600	-	1000	n/a
					400-500	-	1000	1000
					600	-	1000	900

NOL10P, 1800mm rising platform						With LiftComfort, (Stroke LiftComfort 720 mm)	
Mast Type	h12 mm	h1 mm	h4 mm		c mm	Fixed forks	Adjustable forks
	Platform floor height	Closed mast height	Height with mast extended	Fork height	Load centre distance	Q kg	Q kg
Simplex	1800	2276	3790 (pillars)	H12-70+720= 2450	400-600	1000	n/a
					400-500	1000	1000
					600	1000	900

Mast Performance and Capacity

- h1 Closed mast height
- h4 Height with mast extended
- h12 Lift height
- Q Lifting capacity, rated load
- c Load centre (distance)

Load deration based on load evenly spread along the forks





LI-ION BATTERIES

TIME TO SWITCH?



Lithium-ion (Li-ion) battery technology is available in the Cat® electric counterbalance and warehouse truck ranges. While lead-acid batteries remain a popular choice for our customers, and still have much to offer, they present various challenges which Li-ion can overcome.

Perhaps the most noticeable change when switching to Li-ion is the use of opportunity charging. Instead of exchanging batteries between shifts, you can simply plug into a fast charger during short breaks and keep the same battery going 24/7. This, together with other efficiency, environmental and safety benefits, makes Li-ion a very appealing alternative.




**LONGER
LIFE**



**HIGHER
EFFICIENCY**



**LONGER
RUNTIME**



**CONSISTENT
PERFORMANCE**



**FASTER
CHARGING**



**NO BATTERY
CHANGING**



**NO DAILY
MAINTENANCE**



**INBUILT
PROTECTION**

Cat Li-ion advantages over lead-acid

Li-ion is an investment which should be viewed against ongoing savings on energy, equipment, labour and downtime.

- **Longer life** – 3 to 4 times lead-acid lifespan – reduces overall battery investment
- **Higher efficiency** – energy losses during charging and discharging are up to 30% lower, so electricity consumption is reduced
- **Longer runtime** – thanks to more efficient battery performance and use of opportunity charges, which can be given at any time without damaging the battery or shortening its lifespan
- **Consistently high performance** – with a more constant voltage curve – maintains greater truck productivity, even toward the end of a shift
- **Faster charging** – enables full charge in as little as 1 hour with the fastest chargers
- **No battery changing** – fast opportunity charges – 15 minutes for several hours of extra runtime – enable continuous operation with just one battery and minimise the need to buy, store and maintain spares
- **No daily maintenance** – the battery stays on board the truck for charging and there is no need for water top-ups or electrolyte checks
- **No gas** – or acid spills – avoids the space, equipment and running costs of a battery room and ventilation system
- **Inbuilt protection** – intelligent battery management system (BMS) automatically prevents excessive discharge, charge, voltage and temperature, as well as virtually eliminating misuse

Batteries and chargers with different capacities are available. Your dealer will identify the best combination for your needs. You should also ask your dealer about optional 5-year warranties, subject to annual check-ups, which give extra peace of mind.

info@catliftruck.com | www.catliftruck.com

WESC2516(10/24) © 2024 MLE B.V. (registration no. 33274459). All rights reserved. CAT, CATERPILLAR, LET'S DO THE WORK, their respective logos, "Caterpillar Corporate Yellow", the "Power Edge" and Cat "Modern Hex" trade dress as well as corporate and product identity used herein, are trademarks of Caterpillar and may not be used without permission.

NOTE: Performance specifications may vary depending on standard manufacturing tolerances, vehicle condition, types of tyres, floor or surface conditions, applications, or operating environment. Trucks may be shown with non-standard options. Specific performance requirements and locally available configurations should be discussed with your Cat lift trucks Dealer. Cat Lift Trucks follows a policy of continual product improvement. For this reason, some materials, options and specifications could change without notice.



**DOWNLOAD
BROCHURE**



**WATCH
VIDEOS**



**DOWNLOAD
OUR APP**

