



DEPENDABLE PRODUCTIVITY

- NSP10N3
- NSP12N3
- NSP14N3
- NSP16N3
- NSP12N3I
- NSP14N3I
- NSP16N3I
- NSP10N3R
- NSP12N3R
- NSP14N3R
- NSP16N3R
- NSP12N3IR
- NSP14N3IR
- NSP16N3IR
- NSP16N3S
- NSP16N3SR

SPECIFICATIONS

PEDESTRIAN AND FOLDING PLATFORM STACKER TRUCKS 24V, 1.0 - 1.6 TONNES




YOUR PERFECT SHORT SHUTTLE PARTNER

THIS RANGE OF STACKERS, INCORPORATING ALL THE LATEST TECHNOLOGY, IS DESIGNED FOR SHORT SHUTTLE APPLICATIONS AND STACKING UP TO 5.4 METRES. WITH A WIDE CHOICE OF PEDESTRIAN AND FOLD-DOWN PLATFORM MODELS, YOU WILL FIND A RELIABLE AND PRODUCTIVE WORKHORSE FOR ANY WAREHOUSE.



Energy-saving programmable drive options, robust construction and high resistance to water and dirt reduce running costs and boost productivity. Maintenance needs are minimised by an integrated drive and lift system, with fewer components, and quick access to all major truck parts.



Smooth and precise control characteristics and a comfortable operating position, with a user-friendly tiller arm and excellent visibility through the mast, ensure a satisfying user experience. Height-adjustable castor wheels and high-strength masts help to maximise stability.



Models with a small fold-down platform are available at 1.0, 1.2, 1.4 and 1.6 tonne capacities to take the legwork out of longer distances.

LOWER COST OF OWNERSHIP

- Latest AC technology keeps energy consumption and maintenance costs to bare minimum.
- Sturdy chassis construction and endurance-tested forks provide enhanced robustness and reliability even in the toughest conditions.
- Closed chassis and waterproof electrics resist moisture, dirt and corrosion - increasing uptime, cutting maintenance costs and prolonging truck life.
- Easy access to critical truck components allows faster fault diagnosis and speedier maintenance, squeezing downtime still further.
- Integrated drive and lift system features fewer components than previous models, reducing scope for breakdown.
- Closed compartment with steel cover protects battery against impact, postponing costly battery replacement.
- Standard battery size allows interchangeability with other brands.

UNMATCHED PRODUCTIVITY

- AC motor results in very precise drive control, making life easier for truck operators.
- Standard LCD display offers clear information on truck and battery condition.
- Ergonomic tiller arm helps keep operators fresh with comfortable, easy-to-use controls.
- Z-tiller arm / offset arm is available for loading in tight spaces such as lorries.
- Excellent drive and traction characteristics suit intensive work over short and medium distances.
- Distance of the fork support wheels from the rear frame has been optimised for increased stability.
- Advanced programmable controller lets users prioritise between faster performance and smoother handling with lower energy consumption, prolonging shift life.
- Tapered fork tips make for accurate and effortless pallet entry, speeding up handling cycles and preventing pallet or load damage.
- Truck can be driven with tiller arm in vertical position in ultra-low-speed 'tortoise' mode to maximise manoeuvrability in tight spaces.
- Narrower truck body makes handling operations in confined areas much easier.
- NSP10-16N3/N3I/N3S models feature an offset tiller arm so the operator can walk alongside.
- N3R models feature fold-down driver platform that prevents operator fatigue over longer distances.
- N3R models' folding platform stays down when lowered, saving time when operators go to remount.
- NSP16N3 and N3R models fitted with the optional side stabilisers achieve greater lifting capacity at height.
- N3I initial lift models let operator raise mast and forks, increasing ground clearance to protect truck and load when working on ramps.

- N3I initial lift models can carry two pallets simultaneously using the initial lift on the support forks.
- N3S straddle models allow wider loads and bottom-boarded pallets to be handled with ease.

SAFETY AND ERGONOMICS

- Latest tiller arm design provides comfortable operating position.
- Large lift and lower levers allow easy, one-handed control, even with gloves.
- High-strength masts reduce load movement to a minimum.
- Slim mast profiles and careful hydraulic hose arrangements make for excellent forward visibility.
- Super-quiet oil-filled transmission helps keep noise levels low.
- Height-adjustable castor wheel eliminates play and raises load stability.
- Speed regulated lifting and a proportional valve for lowering are standard on all models to provide precise, smooth, safe and productive handling.

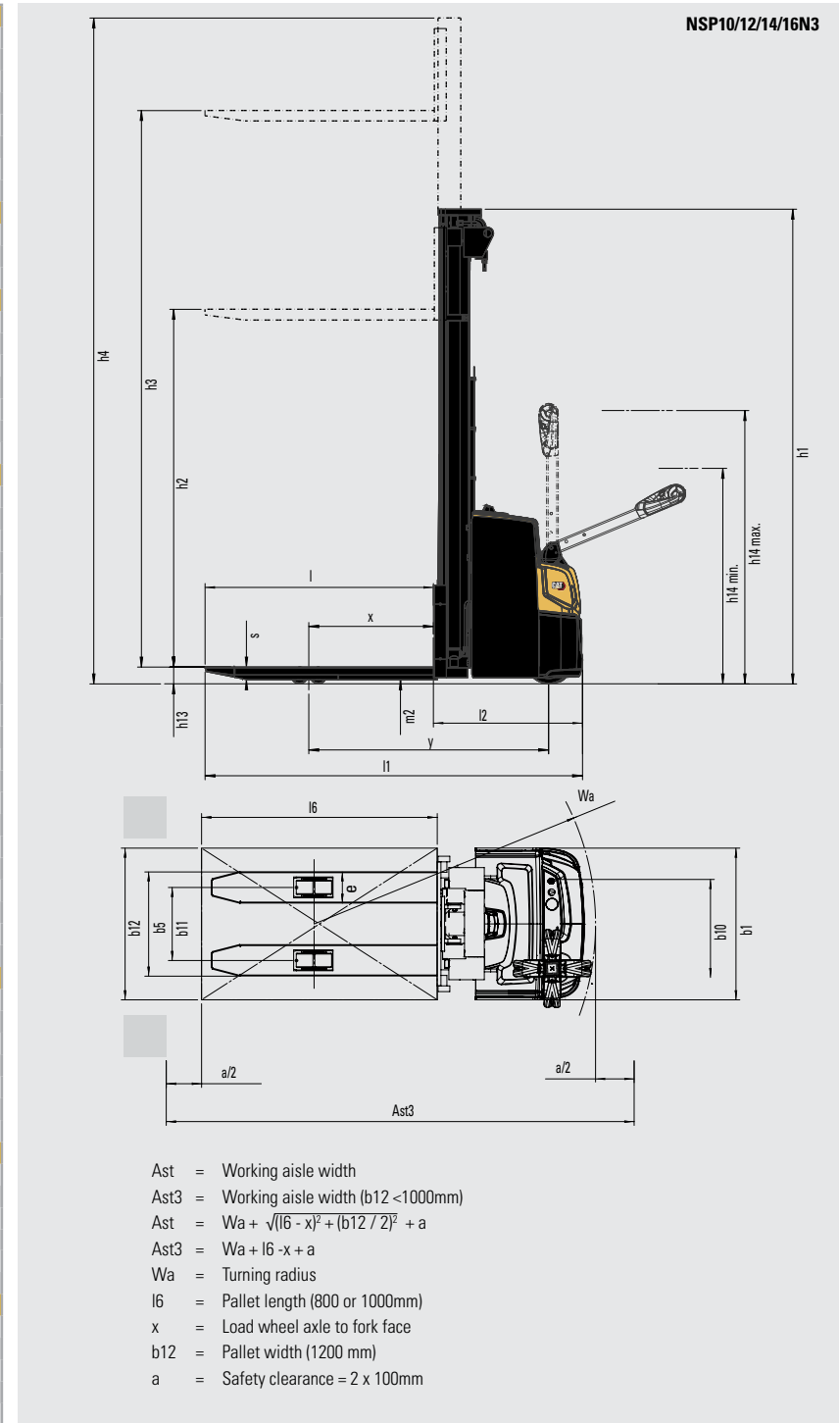


STANDARD EQUIPMENT AND OPTIONS

	NSP10N3(R)	NSP12N3(I)	NSP14N3(I)	NSP16N3(I)	NSP12N3(I)R	NSP14N3(I)R	NSP16N3(I)R	NSP16N3S	NSP16N3SR
GENERAL									
Multipurpose display, incl. hour meter, BDI and alarms etc.	●	●	●	●	●	●	●	●	●
PIN code login 4 codes	○	○	○	○	○	○	○	○	○
Speed regulated lifting and proportional valve for lowering, controlled by rocker switch on tiller head	●	●	●	●	●	●	●	●	●
Polyurethane drive wheel	●	●	●	●	●	●	●	●	●
Initial lift	–	(●)	(●)	(●)	(●)	(●)	(●)	–	–
Single load wheels polyurethane	●	●	–	–	–	–	–	–	–
Tandem load wheels polyurethane	○	○	●	●	●	●	●	●	●
Adjustable width between straddle load legs; 900mm - 1300mm	–	–	–	–	–	–	–	●	●
Sideways battery change (250Ah battery only)	–	○	○	○	○	○	○	○	○
Li-ion batteries	○	○	○	○	○	○	○	○	○
ENVIRONMENT									
Cold store design, 0°C to -35°C	○	○	○	○	○	○	○	○	○
DRIVE AND LIFT CONTROLS									
Tiller up drive	●	●	●	●	●	●	●	●	●
WHEEL OPTIONS									
Polyurethane traction and load wheels	●	●	●	●	●	●	●	●	●
Power friction traction wheel	○	○	○	○	○	○	○	○	○
OTHER OPTIONS									
Speed reduction 0,5km/h above 1000mm lift, duplex and triplex masts without free lift	–	○	○	○	○	○	○	○	○
Speed reduction 0,5km/h above free lift, duplex and triplex masts with free lift	–	○	○	○	○	○	○	○	○
Side Stabilisers (not on (I) model)	–	–	–	○	–	–	○	–	–
Inbuilt charger, 30A	○	○	○	○	○	○	○	○	–
Key switch	●	●	●	●	●	●	●	●	●
Special RAL colour	○	○	○	○	○	○	○	○	○
Load backrest	○	○	○	○	○	○	○	○	○
Accessory rack	○	○	○	○	○	○	○	○	○
List bracket, A4 size	○	○	○	○	○	○	○	○	○

Characteristics		
1.1	Manufacturer	
1.2	Manufacturer's model designation	
1.3	Power source	
1.4	Operator type	
1.5	Load capacity	Q (kg)
1.6	Load centre distance	c (mm)
1.8	Load wheel axle to fork face (forks lowered)	x (mm)
1.9	Wheelbase	y (mm)
Weight		
2.1b	Truck weight without load, with maximum battery weight	kg
2.2	Axle loadings with nominal load & maximum battery weight, drive / load side	kg
2.3	Axle loadings without load & with maximum battery weight, drive / load side	kg
Wheels, Drive Train		
3.1	Tyres: PT = Power Thane, Vul = Vulkollan, P = Polyurethane, N = Nylon, R = Rubber drive / load side	
3.2	Tyre dimensions, drive side	(mm)
3.3	Tyre dimensions, load side	(mm)
3.4	Castor wheel dimensions (diameter x width)	(mm)
3.5	Number of wheels, load / drive side (x = driven)	
3.6	Track width (centre of tyres), drive side	b10 (mm)
3.7	Track width (centre of tyres), load side	b11 (mm)
Dimensions		
4.2b	Height	h1 (mm)
4.3	Free lift	h2 (mm)
4.4	Lift height	h3 (mm)
4.5	Height with mast extended	h4 (mm)
4.6	Initial lift	h5 (mm)
4.9	Height of tiller arm / steering console (min/max)	h14 (mm)
4.15	Fork height, fully lowered	h13 (mm)
4.19	Overall length	l1 (mm)
4.20	Length to fork face	l2 (mm)
4.21	Overall width	b1/b2 (mm)
4.22	Fork dimensions (thickness, width, length)	s / e / l (mm)
4.24	Fork carriage width	b3 (mm)
4.25	Outside width over forks (minimum / maximum)	b5 (mm)
4.26	Inner width of support legs	b4 (mm)
4.32	Ground clearance at centre of wheelbase, (forks lowered)	m2 (mm)
4.33c	Working aisle width (Ast) with 1000 x 1200 mm pallets, load crosswise, platform up/down	Ast (mm)
4.33d	Working aisle width (Ast3) with 1000 x 1200 mm pallets, load crosswise, platform up/down	Ast3 (mm)
4.34a	Working aisle width (Ast) with 800 x 1200 mm pallets, load lengthwise	Ast (mm)
4.34b	Working aisle width (Ast3) with 800 x 1200 mm pallets, load lengthwise	Ast3 (mm)
4.34c	Working aisle width (Ast) with 800 x 1200 mm pallets, load lengthwise, platform up/down	Ast (mm)
4.34d	Working aisle width (Ast3) with 800 x 1200 mm pallets, load lengthwise, platform up/down	Ast3 (mm)
4.35	Turning radius	Wa (mm)
Performance		
5.1	Travel speed, with / without load	km / h
5.2	Lifting speed, with / without load	m / s
5.3	Lowering speed, with / without load	m / s
5.7	Gradeability, with / without load	%
5.8	Maximum gradeability with / without load	%
5.9	Acceleration time (10 metres) with / without load	s
5.10	Service brakes (mechanical / hydraulic / electric / pneumatic)	
Electric motors		
6.1	Drive motor capacity (60 min. short duty)	kW
6.2	Lift motor output at 15% duty factor	kW
6.3	Battery to DIN	
6.4	Battery voltage/capacity at 5-hour discharge	V / Ah
6.5	Battery weight	kg
6.6a	Energy consumption according to EN16796	kWh / h
Miscellaneous		
8.1	Type of drive control	
10.7	Level of noise at the ear level of the driver according to EN 12 053:2001 and EN ISO 4871 in work LpAZ	dB (A)
10.7.1	Level of noise at the ear level of the driver according to EN 12 053:2001 and EN ISO 4871, drive/lift/idle LpAZ	dB (A)
10.7.2	Whole-body vibration (EN 13 059:2002)	
10.7.3	Hand-arm vibration (EN 13 059:2002)	

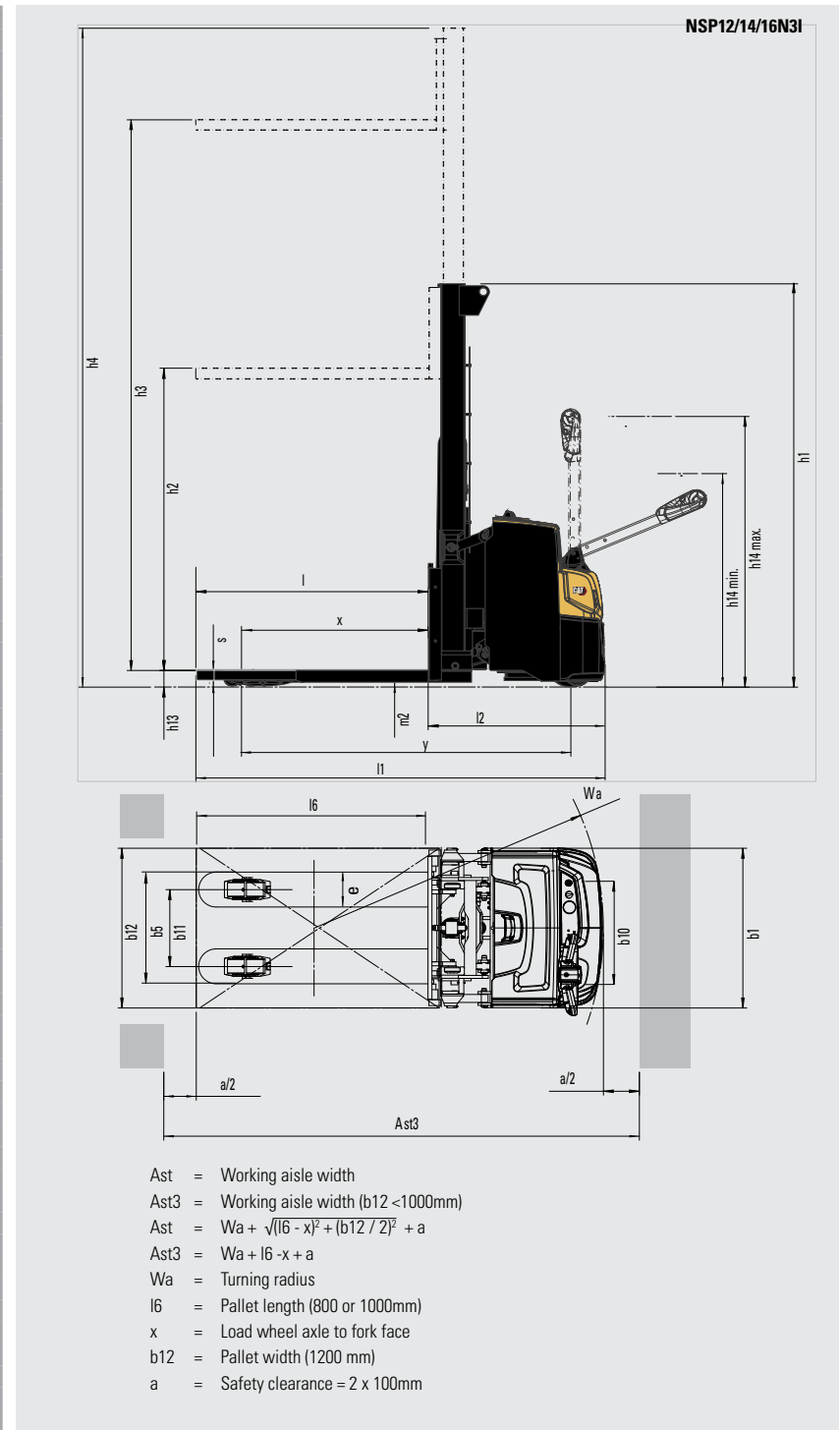
Cat Lift Trucks	Cat Lift Trucks	Cat Lift Trucks	Cat Lift Trucks
NSP10N3	NSP12N3	NSP14N3	NSP16N3
Battery	Battery	Battery	Battery
Pedestrian	Pedestrian	Pedestrian	Pedestrian
1000	1200	1400	1600
600	600	600	600
700	750	750	750
1215	1330	1330	1330
730	1020	1020	1020
612 / 1128	810 / 1410	845 / 1580	870 / 1755
534 / 196	730 / 295	730 / 295	730 / 295
Vul / Vul	Vul / Vul	Vul / Vul	Vul / Vul
230 x 70	230 x 70	230 x 70	230 x 70
85 x 90	85 x 90	85 x 75	85 x 75
125 x 60	125 x 60	125 x 60	125 x 60
1 + 1x / 2	1 + 1x / 2	1 + 1x / 4	1 + 1x / 4
515	515	515	515
385	385	385	385
see tables	see tables	see tables	see tables
see tables	see tables	see tables	see tables
see tables	see tables	see tables	see tables
see tables	see tables	see tables	see tables
-	-	-	-
865 / 1420	865 / 1420	865 / 1420	865 / 1420
90	90	90	90
1835	1900 ⁹	1900	1900
685	750 ⁹	750	750
800	800	800	800
56 / 186 / 1150	56 / 186 / 1150	56 / 186 / 1150	56 / 186 / 1150
750	750	750	750
570	570	570	570
-	-	-	-
20	20	20	20
2300	2445	2445	2445
2230	2374	2374	2374
1458	1572	1572	1572
6.0 / 6.0	6.0 / 6.0	6.0 / 6.0	6.0 / 6.0
0.15 / 0.30	0.16 / 0.33	0.14 / 0.33	0.15 / 0.32
0.29 / 0.32	0.46 / 0.35	0.45 / 0.35	0.48 / 0.34
8 / 15	8 / 15	8 / 15	8 / 15
Electric	Electric	Electric	Electric
1.0	1.0	1.0	1.0
2.2	2.2	2.2	3.2
24 / 150	24 / 250	24 / 250	24 / 250 - 375
150	210	210	210
0.46	0.76	0.77	0.77
Stepless	Stepless	Stepless	Stepless
65	64		
-	-	-	-
< 2.5	< 2.5	< 2.5	< 2.5



9) -64mm with 150 Ah battery

Characteristics		
1.1	Manufacturer	
1.2	Manufacturer's model designation	
1.3	Power source	
1.4	Operator type	
1.5	Load capacity	Q (kg)
1.6	Load centre distance	c (mm)
1.8	Load wheel axle to fork face (forks lowered)	x (mm)
1.9	Wheelbase	y (mm)
Weight		
2.1b	Truck weight without load, with maximum battery weight	kg
2.2	Axle loadings with nominal load & maximum battery weight, drive / load side	kg
2.3	Axle loadings without load & with maximum battery weight, drive / load side	kg
Wheels, Drive Train		
3.1	Tyres: PT = Power Thane, Vul = Vulkollan, P = Polyurethane, N = Nylon, R = Rubber drive / load side	
3.2	Tyre dimensions, drive side	(mm)
3.3	Tyre dimensions, load side	(mm)
3.4	Castor wheel dimensions (diameter x width)	(mm)
3.5	Number of wheels, load / drive side (x = driven)	
3.6	Track width (centre of tyres), drive side	b10 (mm)
3.7	Track width (centre of tyres), load side	b11 (mm)
Dimensions		
4.2b	Height	h1 (mm)
4.3	Free lift	h2 (mm)
4.4	Lift height	h3 (mm)
4.5	Height with mast extended	h4 (mm)
4.6	Initial lift	h5 (mm)
4.9	Height of tiller arm / steering console (min/max)	h14 (mm)
4.15	Fork height, fully lowered	h13 (mm)
4.19	Overall length	l1 (mm)
4.20	Length to fork face	l2 (mm)
4.21	Overall width	b1/b2 (mm)
4.22	Fork dimensions (thickness, width, length)	s / e / l (mm)
4.24	Fork carriage width	b3 (mm)
4.25	Outside width over forks (minimum / maximum)	b5 (mm)
4.26	Inner width of support legs	b4 (mm)
4.32	Ground clearance at centre of wheelbase, (forks lowered)	m2 (mm)
4.33c	Working aisle width (Ast) with 1000 x 1200 mm pallets, load crosswise, platform up/down	Ast (mm)
4.33d	Working aisle width (Ast3) with 1000 x 1200 mm pallets, load crosswise, platform up/down	Ast3 (mm)
4.34a	Working aisle width (Ast) with 800 x 1200 mm pallets, load lengthwise	Ast (mm)
4.34b	Working aisle width (Ast3) with 800 x 1200 mm pallets, load lengthwise	Ast3 (mm)
4.34c	Working aisle width (Ast) with 800 x 1200 mm pallets, load lengthwise, platform up/down	Ast (mm)
4.34d	Working aisle width (Ast3) with 800 x 1200 mm pallets, load lengthwise, platform up/down	Ast3 (mm)
4.35	Turning radius	Wa (mm)
Performance		
5.1	Travel speed, with / without load	km / h
5.2	Lifting speed, with / without load	m / s
5.3	Lowering speed, with / without load	m / s
5.7	Gradeability, with / without load	%
5.8	Maximum gradeability with / without load	%
5.9	Acceleration time (10 metres) with / without load	s
5.10	Service brakes (mechanical / hydraulic / electric / pneumatic)	
Electric motors		
6.1	Drive motor capacity (60 min. short duty)	kW
6.2	Lift motor output at 15% duty factor	kW
6.3	Battery to DIN	
6.4	Battery voltage/capacity at 5-hour discharge	V / Ah
6.5	Battery weight	kg
6.6a	Energy consumption according to EN16796	kWh / h
Miscellaneous		
8.1	Type of drive control	
10.7	Level of noise at the ear level of the driver according to EN 12 053:2001 and EN ISO 4871 in work LpAZ	dB (A)
10.7.1	Level of noise at the ear level of the driver according to EN 12 053:2001 and EN ISO 4871, drive/lift/idle LpAZ	dB (A)
10.7.2	Whole-body vibration (EN 13 059:2002)	
10.7.3	Hand-arm vibration (EN 13 059:2002)	

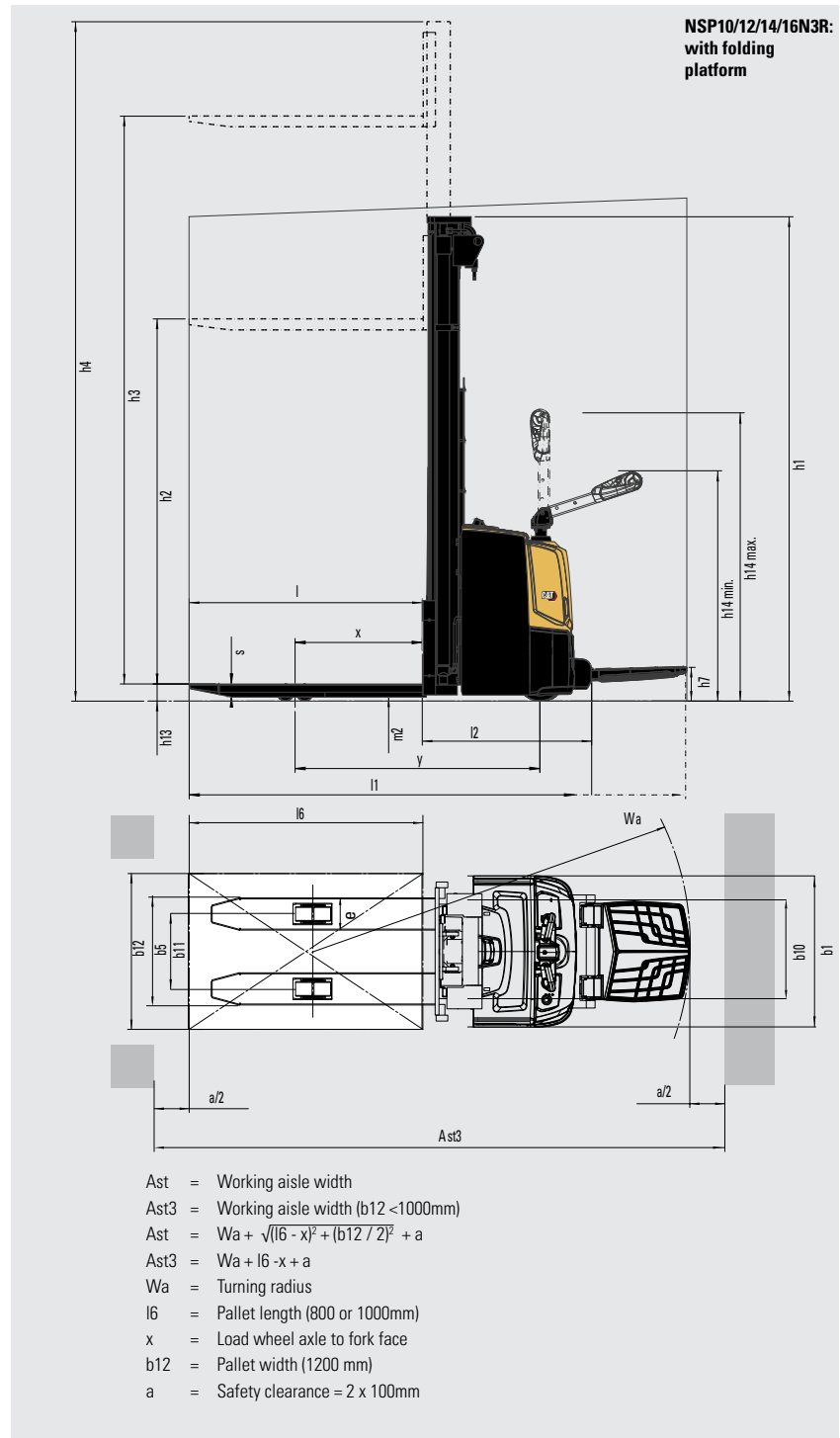
Cat Lift Trucks	Cat Lift Trucks	Cat Lift Trucks
NSP12N3I	NSP14N3I	NSP16N3I
Battery	Battery	Battery
Pedestrian	Pedestrian	Pedestrian
1200	1400	1600
600	600	600
925	925	925
1610	1610	1610
1095	1095	1095
1060 / 1230	1105 / 1390	1145 / 1545
780 / 315	780 / 312	780 / 312
Vul / Vul	Vul / Vul	Vul / Vul
230 x 70	230 x 70	230 x 70
85 x 90	85 x 75	85 x 75
125 x 60	125 x 60	125 x 60
1 + 1x / 2	1 + 1x / 4	1 + 1x / 4
515	515	515
385	385	385
see tables	see tables	see tables
see tables	see tables	see tables
see tables	see tables	see tables
see tables	see tables	see tables
200	200	200
865 / 1420	865 / 1420	865 / 1420
90	90	90
2010 ⁹⁾	2010	2010
855 ⁹⁾	855	855
800	800	800
56 / 186 / 1150	56 / 186 / 1150	56 / 186 / 1150
750	750	750
570	570	570
-	-	-
20	20	20
2619	2619	2619
2323	2323	2323
Ast (mm)	Ast (mm)	Ast (mm)
2533	2533	2533
1848	1848	1848
6.0 / 6.0	6.0 / 6.0	6.0 / 6.0
0.16 / 0.33	0.14 / 0.33	0.15 / 0.32
0.46 / 0.35	0.45 / 0.35	0.43 / 0.34
%	%	%
8 / 15	8 / 15	8 / 15
Electric	Electric	Electric
1.0	1.0	1.0
2.2	2.2	3.2
24 / 250	24 / 250	24 / 250 - 375
210	210	210
0.76	0.77	0.77
Stepless	Stepless	Stepless
64		
-	-	-
< 2.5	< 2.5	< 2.5



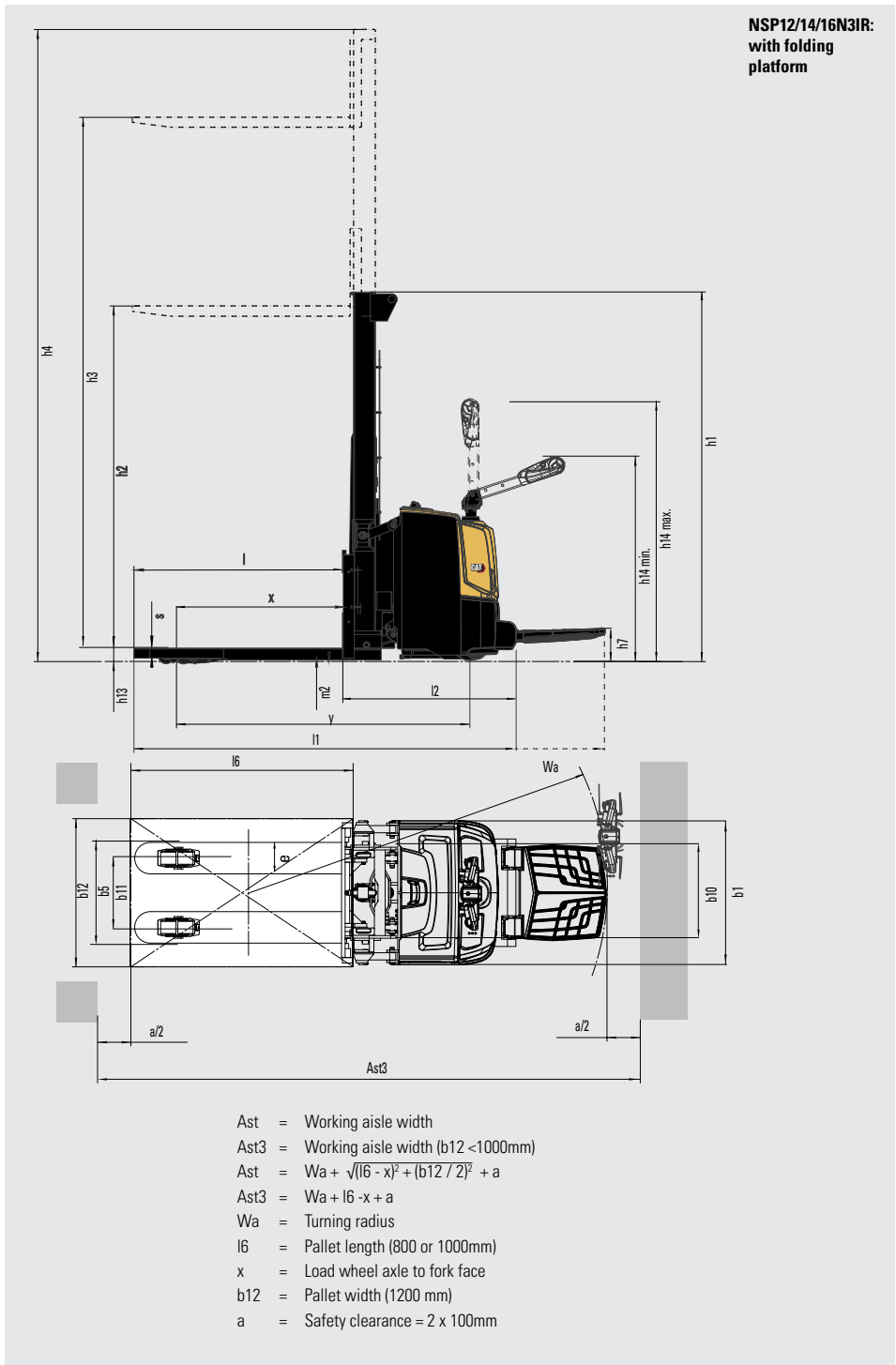
9) -64mm with 150 Ah battery

Characteristics		
1.1	Manufacturer	
1.2	Manufacturer's model designation	
1.3	Power source	
1.4	Operator type	
1.5	Load capacity	Q (kg)
1.6	Load centre distance	c (mm)
1.8	Load wheel axle to fork face (forks lowered)	x (mm)
1.9	Wheelbase	y (mm)
Weight		
2.1b	Truck weight without load, with maximum battery weight	kg
2.2	Axle loadings with nominal load & maximum battery weight, drive / load side	kg
2.3	Axle loadings without load & with maximum battery weight, drive / load side	kg
Wheels, Drive Train		
3.1	Tyres: PT = Power Thane, Vul = Vulkollan, P = Polyurethane, N = Nylon, R = Rubber drive / load side	
3.2	Tyre dimensions, drive side	(mm)
3.3	Tyre dimensions, load side	(mm)
3.4	Castor wheel dimensions (diameter x width)	(mm)
3.5	Number of wheels, load / drive side (x = driven)	
3.6	Track width (centre of tyres), drive side	b10 (mm)
3.7	Track width (centre of tyres), load side	b11 (mm)
Dimensions		
4.2b	Height	h1 (mm)
4.3	Free lift	h2 (mm)
4.4	Lift height	h3 (mm)
4.5	Height with mast extended	h4 (mm)
4.6	Initial lift	h5 (mm)
4.9	Height of tiller arm / steering console (min/max)	h14 (mm)
4.15	Fork height, fully lowered	h13 (mm)
4.19	Overall length	l1 (mm)
4.20	Length to fork face	l2 (mm)
4.21	Overall width	b1/b2 (mm)
4.22	Fork dimensions (thickness, width, length)	s / e / l (mm)
4.24	Fork carriage width	b3 (mm)
4.25	Outside width over forks (minimum / maximum)	b5 (mm)
4.26	Inner width of support legs	b4 (mm)
4.32	Ground clearance at centre of wheelbase, (forks lowered)	m2 (mm)
4.33c	Working aisle width (Ast) with 1000 x 1200 mm pallets, load crosswise, platform up/down	Ast (mm)
4.33d	Working aisle width (Ast3) with 1000 x 1200 mm pallets, load crosswise, platform up/down	Ast3 (mm)
4.34a	Working aisle width (Ast) with 800 x 1200 mm pallets, load lengthwise	Ast (mm)
4.34b	Working aisle width (Ast3) with 800 x 1200 mm pallets, load lengthwise	Ast3 (mm)
4.34c	Working aisle width (Ast) with 800 x 1200 mm pallets, load lengthwise, platform up/down	Ast (mm)
4.34d	Working aisle width (Ast3) with 800 x 1200 mm pallets, load lengthwise, platform up/down	Ast3 (mm)
4.35	Turning radius	Wa (mm)
Performance		
5.1	Travel speed, with / without load	km / h
5.2	Lifting speed, with / without load	m / s
5.3	Lowering speed, with / without load	m / s
5.7	Gradeability, with / without load	%
5.8	Maximum gradeability with / without load	%
5.9	Acceleration time (10 metres) with / without load	s
5.10	Service brakes (mechanical / hydraulic / electric / pneumatic)	
Electric motors		
6.1	Drive motor capacity (60 min. short duty)	kW
6.2	Lift motor output at 15% duty factor	kW
6.3	Battery to DIN	
6.4	Battery voltage/capacity at 5-hour discharge	V / Ah
6.5	Battery weight	kg
6.6a	Energy consumption according to EN16796	kWh / h
Miscellaneous		
8.1	Type of drive control	
10.7	Level of noise at the ear level of the driver according to EN 12 053:2001 and EN ISO 4871 in work LpAZ	dB (A)
10.7.1	Level of noise at the ear level of the driver according to EN 12 053:2001 and EN ISO 4871, drive/lift/idle LpAZ	dB (A)
10.7.2	Whole-body vibration (EN 13 059:2002)	
10.7.3	Hand-arm vibration (EN 13 059:2002)	

Cat Lift Trucks	Cat Lift Trucks	Cat Lift Trucks	Cat Lift Trucks
NSP10N3R	NSP12N3R	NSP14N3R	NSP16N3R
Battery	Battery	Battery	Battery
Pedestrian / Stand-on	Pedestrian / Stand-on	Pedestrian / Stand-on	Pedestrian / Stand-on
1000	1200	1400	1600
600	600	600	600
700	750	750	750
1215	1330	1330	1330
860	1100	1100	1100
715 / 1155	840 / 1400	860 / 1580	990 / 1795
640 / 220	860 / 320	740 / 295	860 / 320
Vul / Vul	Vul / Vul	Vul / Vul	Vul / Vul
230 x 70	230 x 70	230 x 70	230 x 70
85 x 90	85 x 90	85 x 75	85 x 75
125 x 60	125 x 60	125 x 60	125 x 60
1 + 1 x / 2	1 + 1 x / 2	1 + 1 x / 4	1 + 1 x / 4
515	515	515	515
385	385	385	385
see tables	see tables	see tables	see tables
see tables	see tables	see tables	see tables
see tables	see tables	see tables	see tables
see tables	see tables	see tables	see tables
-	-	-	-
1155 / 1550	1155 / 1550	1155 / 1550	1155 / 1550
90	90	90	90
1955 / 2435	2020 / 2500	2020 / 2500	2020 / 2500
805 / 1285	870 / 1350	870 / 1350	870 / 1350
800	800	800	800
56 / 186 / 1150	56 / 186 / 1150	56 / 186 / 1150	56 / 186 / 1150
750	750	750	750
570	570	570	570
-	-	-	-
20	20	20	20
2420 / 2900	2550 / 3050	2550 / 3050	2550 / 3050
2350 / 2830	2660 / 2980	2660 / 2980	2660 / 2980
1578 / 2058	1692 / 2172	1692 / 2172	1684 / 2170
6.0 / 6.0	6.0 / 6.0	6.0 / 6.0	6.0 / 6.0
0.15 / 0.30	0.16 / 0.33	0.14 / 0.33	0.15 / 0.32
0.29 / 0.32	0.46 / 0.35	0.45 / 0.35	0.43 / 0.34
%			
8 / 15	8 / 15	8 / 15	8 / 15
Electric	Electric	Electric	Electric
1.0	1.0	1.0	1.0
2.2	2.2	2.2	3.2
24 / 150 - 250	24 / 150 - 250	24 / 250	24 / 250 - 375
150	210	210	210
0.75	0.77	0.78	0.78
Stepless	Stepless	Stepless	Stepless
Stepless	Stepless	Stepless	Stepless
0.8	0.8	0.8	0.8
< 2.5	< 2.5	< 2.5	< 2.5



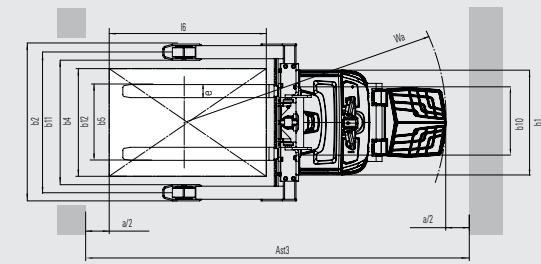
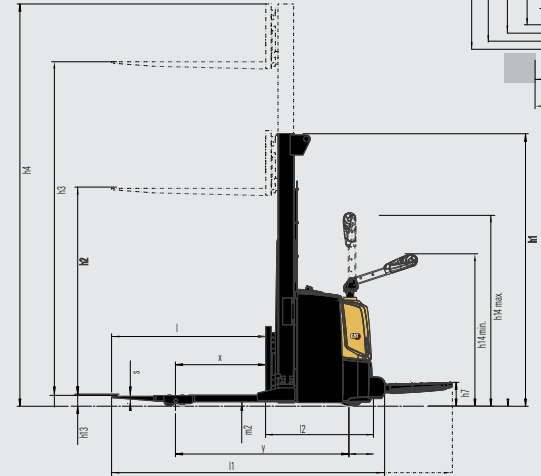
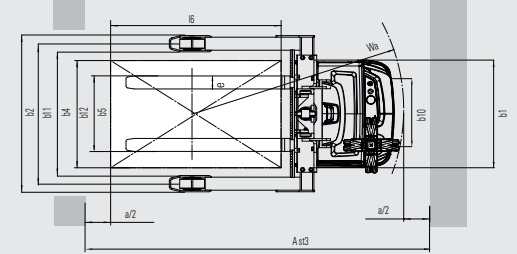
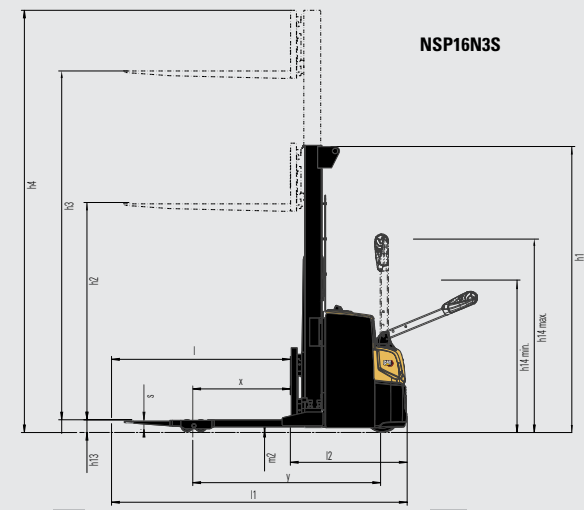
Characteristics			Cat Lift Trucks	Cat Lift Trucks	Cat Lift Trucks
			NSP12N3IR	NSP14N3IR	NSP16N3IR
			Battery	Battery	Battery
			Pedestrian / Stand-on	Pedestrian / Stand-on	Pedestrian / Stand-on
1.1	Manufacturer				
1.2	Manufacturer's model designation				
1.3	Power source				
1.4	Operator type				
1.5	Load capacity	Q (kg)	1200	1400	1600
1.6	Load centre distance	c (mm)	600	600	600
1.8	Load wheel axle to fork face (forks lowered)	x (mm)	925	925	925
1.9	Wheelbase	y (mm)	1610	1610	1610
Weight					
2.1b	Truck weight without load, with maximum battery weight	kg	1175	1175	1175
2.2	Axle loadings with nominal load & maximum battery weight, drive / load side	kg	1030 / 1350	1115 / 1460	1200 / 1575
2.3	Axle loadings without load & with maximum battery weight, drive / load side	kg	840 / 335	840 / 335	840 / 335
Wheels, Drive Train					
3.1	Tyres: PT = Power Thane, Vul = Vulkollan, P = Polyurethane, N = Nylon, R = Rubber drive / load side		Vul / Vul	Vul / Vul	Vul / Vul
3.2	Tyre dimensions, drive side	(mm)	230 x 70	230 x 70	230 x 70
3.3	Tyre dimensions, load side	(mm)	85 x 90	85 x 75	85 x 75
3.4	Castor wheel dimensions (diameter x width)	(mm)	125 x 60	125 x 60	125 x 60
3.5	Number of wheels, load / drive side (x = driven)		1 + 1 x / 2	1 + 1 x / 4	1 + 1 x / 4
3.6	Track width (centre of tyres), drive side	b10 (mm)	515	515	515
3.7	Track width (centre of tyres), load side	b11 (mm)	385	385	385
Dimensions					
4.2b	Height	h1 (mm)	see tables	see tables	see tables
4.3	Free lift	h2 (mm)	see tables	see tables	see tables
4.4	Lift height	h3 (mm)	see tables	see tables	see tables
4.5	Height with mast extended	h4 (mm)	see tables	see tables	see tables
4.6	Initial lift	h5 (mm)	200	200	200
4.9	Height of tiller arm / steering console (min/max)	h14 (mm)	1155 / 1550	1155 / 1550	1155 / 1550
4.15	Fork height, fully lowered	h13 (mm)	90	90	90
4.19	Overall length	l1 (mm)	2125 / 2605	2125 / 2605	2125 / 2605
4.20	Length to fork face	l2 (mm)	975 / 1455	975 / 1455	975 / 1455
4.21	Overall width	b1/b2 (mm)	800	800	800
4.22	Fork dimensions (thickness, width, length)	s / e / l (mm)	56 / 186 / 1150	56 / 186 / 1150	56 / 186 / 1150
4.24	Fork carriage width	b3 (mm)	750	750	750
4.25	Outside width over forks (minimum / maximum)	b5 (mm)	570	570	570
4.26	Inner width of support legs	b4 (mm)	-	-	-
4.32	Ground clearance at centre of wheelbase, (forks lowered)	m2 (mm)	20	20	20
4.33c	Working aisle width (Ast) with 1000 x 1200 mm pallets, load crosswise, platform up/down	Ast (mm)	2743 / 3223	2743 / 3223	2743 / 3223
4.33d	Working aisle width (Ast3) with 1000 x 1200 mm pallets, load crosswise, platform up/down	Ast3 (mm)			
4.34a	Working aisle width (Ast) with 800 x 1200 mm pallets, load lengthwise	Ast (mm)			
4.34b	Working aisle width (Ast3) with 800 x 1200 mm pallets, load lengthwise	Ast3 (mm)			
4.34c	Working aisle width (Ast) with 800 x 1200 mm pallets, load lengthwise, platform up/down	Ast (mm)	2657 / 3137	2657 / 3137	2657 / 3137
4.34d	Working aisle width (Ast3) with 800 x 1200 mm pallets, load lengthwise, platform up/down	Ast3 (mm)			
4.35	Turning radius	Wa (mm)	1972 / 2452	1972 / 2452	1972 / 2452
Performance					
5.1	Travel speed, with / without load	km / h	6.0 / 6.0	6.0 / 6.0	6.0 / 6.0
5.2	Lifting speed, with / without load	m / s	0.16 / 0.33	0.14 / 0.33	0.15 / 0.32
5.3	Lowering speed, with / without load	m / s	0.46 / 0.35	0.45 / 0.35	0.43 / 0.34
5.7	Gradeability, with / without load	%			
5.8	Maximum gradeability with / without load	%	8 / 15	8 / 15	8 / 15
5.9	Acceleration time (10 metres) with / without load	s			
5.10	Service brakes (mechanical / hydraulic / electric / pneumatic)		Electric	Electric	Electric
Electric motors					
6.1	Drive motor capacity (60 min. short duty)	kW	1.0	1.0	1.0
6.2	Lift motor output at 15% duty factor	kW	2.2	2.2	3.2
6.3	Battery to DIN				
6.4	Battery voltage/capacity at 5-hour discharge	V / Ah	24 / 150 - 250	24 / 250	24 / 250 - 375
6.5	Battery weight	kg	210	210	210
6.6a	Energy consumption according to EN16796	kWh / h	0.77	0.78	0.78
Miscellaneous					
8.1	Type of drive control		Stepless	Stepless	Stepless
10.7	Level of noise at the ear level of the driver according to EN 12 053:2001 and EN ISO 4871 in work LpAZ	dB (A)			
10.7.1	Level of noise at the ear level of the driver according to EN 12 053:2001 and EN ISO 4871, drive/lift/idle LpAZ	dB (A)			
10.7.2	Whole-body vibration (EN 13 059:2002)		0.8	0.8	0.8
10.7.3	Hand-arm vibration (EN 13 059:2002)		< 2.5	< 2.5	< 2.5



Characteristics		
1.1	Manufacturer	
1.2	Manufacturer's model designation	
1.3	Power source	
1.4	Operator type	
1.5	Load capacity	Q (kg)
1.6	Load centre distance	c (mm)
1.8	Load wheel axle to fork face (forks lowered)	x (mm)
1.9	Wheelbase	y (mm)
Weight		
2.1b	Truck weight without load, with maximum battery weight	kg
2.2	Axle loadings with nominal load & maximum battery weight, drive / load side	kg
2.3	Axle loadings without load & with maximum battery weight, drive / load side	kg
Wheels, Drive Train		
3.1	Tyres: PT = Power Thane, Vul = Vulkollan, P = Polyurethane, N = Nylon, R = Rubber drive / load side	
3.2	Tyre dimensions, drive side	(mm)
3.3	Tyre dimensions, load side	(mm)
3.4	Castor wheel dimensions (diameter x width)	(mm)
3.5	Number of wheels, load / drive side (x = driven)	
3.6	Track width (centre of tyres), drive side	b10 (mm)
3.7	Track width (centre of tyres), load side	b11 (mm)
Dimensions		
4.2b	Height	h1 (mm)
4.3	Free lift	h2 (mm)
4.4	Lift height	h3 (mm)
4.5	Height with mast extended	h4 (mm)
4.6	Initial lift	h5 (mm)
4.9	Height of tiller arm / steering console (min/max)	h14 (mm)
4.15	Fork height, fully lowered	h13 (mm)
4.19	Overall length	l1 (mm)
4.20	Length to fork face	l2 (mm)
4.21	Overall width	b1/b2 (mm)
4.22	Fork dimensions (thickness, width, length)	s / e / l (mm)
4.24	Fork carriage width	b3 (mm)
4.25	Outside width over forks (minimum / maximum)	b5 (mm)
4.26	Inner width of support legs	b4 (mm)
4.32	Ground clearance at centre of wheelbase, (forks lowered)	m2 (mm)
4.33c	Working aisle width (Ast) with 1000 x 1200 mm pallets, load crosswise, platform up/down	Ast (mm)
4.33d	Working aisle width (Ast3) with 1000 x 1200 mm pallets, load crosswise, platform up/down	Ast3 (mm)
4.34a	Working aisle width (Ast) with 800 x 1200 mm pallets, load lengthwise	Ast (mm)
4.34b	Working aisle width (Ast3) with 800 x 1200 mm pallets, load lengthwise	Ast3 (mm)
4.34c	Working aisle width (Ast) with 800 x 1200 mm pallets, load lengthwise, platform up/down	Ast (mm)
4.34d	Working aisle width (Ast3) with 800 x 1200 mm pallets, load lengthwise, platform up/down	Ast3 (mm)
4.35	Turning radius	Wa (mm)
Performance		
5.1	Travel speed, with / without load	km / h
5.2	Lifting speed, with / without load	m / s
5.3	Lowering speed, with / without load	m / s
5.7	Gradeability, with / without load	%
5.8	Maximum gradeability with / without load	%
5.9	Acceleration time (10 metres) with / without load	s
5.10	Service brakes (mechanical / hydraulic / electric / pneumatic)	
Electric motors		
6.1	Drive motor capacity (60 min. short duty)	kW
6.2	Lift motor output at 15% duty factor	kW
6.3	Battery to DIN	
6.4	Battery voltage/capacity at 5-hour discharge	V / Ah
6.5	Battery weight	kg
6.6a	Energy consumption according to EN16796	kWh / h
Miscellaneous		
8.1	Type of drive control	
10.7	Level of noise at the ear level of the driver according to EN 12 053:2001 and EN ISO 4871 in work LpAZ	dB (A)
10.7.1	Level of noise at the ear level of the driver according to EN 12 053:2001 and EN ISO 4871, drive/lift/idle LpAZ	dB (A)
10.7.2	Whole-body vibration (EN 13 059:2002)	
10.7.3	Hand-arm vibration (EN 13 059:2002)	

Cat Lift Trucks	Cat Lift Trucks
NSP16N3S	NSP16N3SR
Battery	Battery
Pedestrian	Pedestrian / Stand-on
1600	1600
600	600
750	750
1395	1395
1288	1440
1045 / 1870	1215 / 1985
892 / 396	1020 / 420
Vul / Vul	Vul / Vul
230 x 70	230 x 70
85 x 75	85 x 75
125 x 60	125 x 60
1 + 1 x / 4	1 + 1 x / 4
515	515
1025-1425	1025-1425
see tables	see tables
see tables	see tables
see tables	see tables
see tables	see tables
-	-
865 / 1420	1155 / 1550
85	85
1965	2085 / 2565
815	935 / 1415
800 / 1140 - 1575	800 / 1140 - 1575
40 / 100 / 1150	40 / 100 / 1150
980	980
260-900	260-900
900-1300	900-1300
20	20
2580	2690 / 3170
2580	2690 / 3170
1637	1757 / 2237
6.0 / 6.0	6.0 / 6.0
0.15 / 0.32	0.15 / 0.32
0.43 / 0.34	0.5 / 0.34
8 / 15	8 / 15
Electric	Electric
1.0	1.0
3.2	3.2
24 / 250 - 375	24 / 250 - 375
210	210
0.77	0.78
Stepless	Stepless
-	0.8
< 2.5	< 2.5

- Ast = Working aisle width
- Ast3 = Working aisle width (b12 < 1000mm)
- Ast = $Wa + \sqrt{(l6 - x)^2 + (b12 / 2)^2} + a$
- Ast3 = $Wa + l6 - x + a$
- Wa = Turning radius
- l6 = Pallet length (800 or 1000mm)
- x = Load wheel axle to fork face
- b12 = Pallet width (1200 mm)
- a = Safety clearance = 2 x 100mm



NSP16N3SR:
with folding platform

* h1 closed mast height includes polycarbonate finger protection. Mast height excl. finger protection is 1343mm / 1493mm

NSP10N3/10N3R				
Mast Type	h3+h13	h1*	h4	h2+h13
	mm	mm	mm	mm
S	1500	1980	1980	1500
D	2500	1775	3000	195
	2900	1975	3400	195
	3300	2175	3800	195

NSP12/14/16N3 / NSP12/14 / 16N3R				
Mast Type	h3+h13	h1*	h4	h2+h13
	mm	mm	mm	mm
S	1500	1950	1950	1500
DS	2500	1835	3000	200
	2900	2035	3400	200
	3300	2235	3800	200
	3600	2385	4100	200
DEV	4300	2735	4800	200
	2500	1775	2940	1355
	2900	1975	3340	1555
	3300	2235	3800	1755
TR	3600	2385	4100	1905
	4300	2735	4800	2255
	4100	1955	4640	-
	4300	2020	4840	-
TREV	4700	2153	5240	-
	5400*	2385	5940	-
	4100	1955	4640	1475
	4300	2020	4840	1540
TREV	4700	2153	5240	1673
	5400*	2385	5940	1905

NSP12/14/16N3I / NSP12/14/16N3IR					
Mast Type	h3+h13	h1*	h4	h2+h13	
	mm	mm	mm	mm	
S	1500	2055	2055	1505	
DS	2500	1940	3105	200	
	2900	2140	3505	200	
	3300	2340	3905	200	
	3600	2490	4205	200	
	4300	2840	4905	200	
	2500	1940	3105	1360	
DEV	2900	2140	3505	1560	
	3300	2340	3905	1760	
	3600	2490	4205	1910	
	4300	2840	4905	2260	
	TR	4100	2060	4745	-
		4300	2125	4945	-
4700		2260	5345	-	
5400*		2490	6045	-	
TREV	4100	2060	4745	1480	
	4300	2125	4945	1545	
	4700	2260	5345	1673	
	5400*	2490	6045	1910	

NSP16N3S / NSP16N3SR				
Mast Type	h3+h13	h1*	h4	h2+h13
	mm	mm	mm	mm
S	1500	2030	2030	1500
DS	2500	1915	3080	195
	2900	2115	3480	195
	3300	2315	3880	195
	3600	2465	4180	195
	4300	2815	4880	195
DEV	2500	1915	3080	1355
	2900	2115	3480	1555
	3300	2315	3880	1755
	3600	2465	4180	1905
	4300	2815	4880	2255
TR	4100	2035	4720	-
	4300	2100	4920	-
	4700	2233	5320	-
	5400	2465	6020	-
TREV	4100	2035	4720	1475
	4300	2100	4920	1540
	4700	2233	5320	1753
	5400	2465	6020	1905

Mast Performance and Capacity

- * = only NSP14-16N3R & NSP14-16N3(I)R
- S = Simplex
- D = Duplex standard
- DS = Duplex with clear view mast
- DEV = Duplex with full free lift
- TR = Triplex with clear view mast
- TREV = Triplex with full free lift
- h3+h13 = Lifting height
- h1 = Lowered mast height
- h4 = Raised mast height
- h2+h13 = Free lift



LI-ION BATTERIES

TIME TO SWITCH?



Lithium-ion (Li-ion) battery technology is available in the Cat® electric counterbalance and warehouse truck ranges. While lead-acid batteries remain a popular choice for our customers, and still have much to offer, they present various challenges which Li-ion can overcome.

Perhaps the most noticeable change when switching to Li-ion is the use of opportunity charging. Instead of exchanging batteries between shifts, you can simply plug into a fast charger during short breaks and keep the same battery going 24/7. This, together with other efficiency, environmental and safety benefits, makes Li-ion a very appealing alternative.




**LONGER
LIFE**



**HIGHER
EFFICIENCY**



**LONGER
RUNTIME**



**CONSISTENT
PERFORMANCE**



**FASTER
CHARGING**



**NO BATTERY
CHANGING**



**NO DAILY
MAINTENANCE**



**INBUILT
PROTECTION**

Cat Li-ion advantages over lead-acid

Li-ion is an investment which should be viewed against ongoing savings on energy, equipment, labour and downtime.

- **Longer life** – 3 to 4 times lead-acid lifespan – reduces overall battery investment
- **Higher efficiency** – energy losses during charging and discharging are up to 30% lower, so electricity consumption is reduced
- **Longer runtime** – thanks to more efficient battery performance and use of opportunity charges, which can be given at any time without damaging the battery or shortening its lifespan
- **Consistently high performance** – with a more constant voltage curve – maintains greater truck productivity, even toward the end of a shift
- **Faster charging** – enables full charge in as little as 1 hour with the fastest chargers
- **No battery changing** – fast opportunity charges – 15 minutes for several hours of extra runtime – enable continuous operation with just one battery and minimise the need to buy, store and maintain spares
- **No daily maintenance** – the battery stays on board the truck for charging and there is no need for water top-ups or electrolyte checks
- **No gas** – or acid spills – avoids the space, equipment and running costs of a battery room and ventilation system
- **Inbuilt protection** – intelligent battery management system (BMS) automatically prevents excessive discharge, charge, voltage and temperature, as well as virtually eliminating misuse

Batteries and chargers with different capacities are available. Your dealer will identify the best combination for your needs. You should also ask your dealer about optional 5-year warranties, subject to annual check-ups, which give extra peace of mind.

info@catliftruck.com | www.catliftruck.com

WESC2508(10/24) © 2024 MLE B.V. (registration no. 33274459). All rights reserved. CAT, CATERPILLAR, LET'S DO THE WORK, their respective logos, "Caterpillar Corporate Yellow", the "Power Edge" and Cat "Modern Hex" trade dress as well as corporate and product identity used herein, are trademarks of Caterpillar and may not be used without permission.

NOTE: Performance specifications may vary depending on standard manufacturing tolerances, vehicle condition, types of tyres, floor or surface conditions, applications, or operating environment. Trucks may be shown with non-standard options. Specific performance requirements and locally available configurations should be discussed with your Cat lift trucks Dealer. Cat Lift Trucks follows a policy of continual product improvement. For this reason, some materials, options and specifications could change without notice.



**DOWNLOAD
BROCHURE**



**WATCH
VIDEOS**



**DOWNLOAD
OUR APP**

